	Document Owner Department: QC	MBD-BT-SPEC-0125
		Rev 03
		Page 1 of 4
OXOID QUALITY ASSURANCE PRODUCT SPECIFICATION		
E.E. BROTH (CM0317)		

E.E. BROTH

CM0317

Typical Formula*

Peptone	grams per litre	10.0
Glucose		5.0
Di-sodium hydrogen phosphate		6.45
Potassium dihydrogen phosphate		2.0
Ox bile purified		20.0
Brilliant green		0.0135

* adjusted as required to meet performance standards

Directions

Dissolve 43.5g in 1 litre of distilled water. Mix well and distribute 100ml quantities in 250ml flasks. Sterilize by heating at 100°C for 30 minutes only. Cool rapidly in cold running water. This medium is heat sensitive. DO NOT AUTOCLAVE. DO NOT OVERHEAT.

Physical Characteristics

Light green, free-flowing powder
 Colour on reconstitution - blue, blue/green or green
 Moisture level - less than or equal to 7%
 pH 7.2 ± 0.2 at 25°C
 Clarity - clear


Microbiological Tests Using Optimum Inoculum Dilution

Control Media: Tryptone Soya Agar and Violet Red Bile Glucose (ISO) Agar

Results after incubation at 37 ± 2°C for 24 ± 2 hours

Medium is challenged with 10-100 colony-forming units

<i>Escherichia coli</i>	ATCC®25922	Turbid growth
<i>Escherichia coli</i>	ATCC®8739	Turbid growth
<i>Salmonella typhimurium</i>	ATCC®14028	Turbid growth
<i>Salmonella abony</i>	NCTC6017	Turbid growth
<i>Yersinia enterocolitica</i>	NCTC10460	Turbid growth
<i>Pseudomonas aeruginosa</i>	ATCC®9027	Turbid growth
<i>Shigella sonnei</i>	ATCC®9290	Turbid growth

	Document Owner Department: QC	MBD-BT-SPEC-0125
		Rev 03
		Page 2 of 4
OXOID QUALITY ASSURANCE PRODUCT SPECIFICATION		
E.E. BROTH (CM0317)		

A satisfactory result is represented by visible growth.

Medium is challenged with 1E+04 to 1E+06 colony-forming units

<i>Staphylococcus aureus</i>	ATCC®6538	No growth
<i>Bacillus cereus</i>	ATCC®10876	No growth

Negative strains are inhibited.

Testing performed in accordance with ISO11133:2014


Inoculation with mixed cultures

Inoculate 10ml quantities of medium to achieve 1 – 10 colony-forming units/ml (cfu/ml) of *Escherichia coli* and 1E+02 to 1E+03 cfu/ml of *Enterococcus faecalis*. Incubate broths at 37 ± 2°C for 24 ± 2 hours. After incubation, subculture onto Violet Red Bile Glucose (ISO) Agar (CM1082) and incubate plates at 37 ± 2°C for 24 ± 2 hours.

Reactions after incubation at 37 ± 2°C for 24 ± 2 hours

<i>Escherichia coli</i>	ATCC®8739	WDCM00012	0.5-3mm purple/pink colonies with or without halo
+ <i>Enterococcus faecalis</i>	ATCC®19433	WDCM00009	No growth
<i>Escherichia coli</i>	ATCC®8739	WDCM00012	0.5-3mm purple/pink colonies with or without halo
+ <i>Enterococcus faecalis</i>	ATCC®29212	WDCM00087	No growth
<i>Escherichia coli</i>	ATCC®25922	WDCM00013	0.5-3mm purple/pink colonies with or without halo
+ <i>Enterococcus faecalis</i>	ATCC®19433	WDCM00009	No growth
<i>Escherichia coli</i>	ATCC®25922	WDCM00013	0.5-3mm purple/pink colonies with or without halo
+ <i>Enterococcus faecalis</i>	ATCC®29212	WDCM00087	No growth

A satisfactory result is represented by recovery of >100 cfu of *Escherichia coli* on Violet Red Bile Glucose (ISO) Agar (CM1082).

	Document Owner Department: QC	MBD-BT-SPEC-0125
		Rev 03
		Page 3 of 4
OXOID QUALITY ASSURANCE PRODUCT SPECIFICATION		
E.E. BROTH (CM0317)		

Inoculation with mixed cultures

Inoculate 10ml quantities of medium to achieve 1 – 10 colony-forming units/ml (cfu/ml) of *Salmonella* spp. and 1E+02 to 1E+03 cfu/ml of *Enterococcus faecalis*. Incubate broths at 37 ± 2°C for 24 ± 2 hours. After incubation, subculture onto Violet Red Bile Glucose (ISO) Agar (CM1082) and incubate plates at 37 ± 2°C for 24 ± 2 hours.

Reactions after incubation at 37 ± 2°C for 24 ± 2 hours

<i>Salmonella typhimurium</i>	ATCC®14028	WDCM00031	0.5-2mm purple/pink colonies with or without halo
+ <i>Enterococcus faecalis</i>	ATCC®19433	WDCM00009	No growth
<i>Salmonella typhimurium</i>	ATCC®14028	WDCM00031	0.5-2mm purple/pink colonies with or without halo
+ <i>Enterococcus faecalis</i>	ATCC®29212	WDCM00087	No growth
<i>Salmonella enteritidis</i>	ATCC®13076	WDCM00030	0.5-2mm purple/pink colonies with or without halo
+ <i>Enterococcus faecalis</i>	ATCC®19433	WDCM00009	No growth
<i>Salmonella enteritidis</i>	ATCC®13076	WDCM00030	0.5-2mm purple/pink colonies with or without halo
+ <i>Enterococcus faecalis</i>	ATCC®29212	WDCM00087	No growth

A satisfactory result is represented by recovery of >100 cfu of *Salmonella* spp. on Violet Red Bile Glucose (ISO) Agar (CM1082).


Inoculation with pure cultures

Inoculate 10ml quantities of medium to achieve 1E+03 to 1E+04 colony-forming units/ml (cfu/ml) of *Enterococcus faecalis*. Incubate broths at 37 ± 2°C for 24 ± 2 hours. After incubation, subculture onto Tryptone Soya Agar and incubate plates at 37 ± 2°C for 24 ± 2 hours.

Reactions after incubation at 37 ± 2°C for 24 ± 2 hours

<i>Enterococcus faecalis</i>	ATCC®19433	WDCM00009	No growth
<i>Enterococcus faecalis</i>	ATCC®29212	WDCM00087	No growth

Negative strains are inhibited.

	Document Owner Department: QC	MBD-BT-SPEC-0125
		Rev 03
		Page 4 of 4
OXOID QUALITY ASSURANCE PRODUCT SPECIFICATION		
E.E. BROTH (CM0317)		

Revision History

Section / Step	Description of Change	Reason for Change	Reference
Entire document	Update to current format and minor typographical errors	Change control	MOC-2024-0820
Change to 'colour on reconstitution'	Addition of 'blue' to colour range		